

Visayas State University  
OFFICE OF THE VICE PRESIDENT FOR RESEARCH, EXTENSION, and INNOVATION

Visca, Baybay City, Leyte

**OFFICE PERFORMANCE COMMITMENT & REVIEW (OPCR)**

I, MARIA JULET C. CENIZA, of the Office of the Vice President for Research, Extension, and Innovation (OVPREI) commits to deliver and agree to be rated on the attainment of the following targets in accordance with the indicated measures for the period January-June 2021.

**MARIA JULET C. CENIZA**  
VP for OVPREI

Date: \_\_\_\_\_

**EDGARDO E. TULIN**  
University President

Date: \_\_\_\_\_



Personnel	Position Title/Designation	Number
Permanent/Regular	Associate Professor I/Director (RODVelarde)	1
	Professor II/ODI Head (ABLoreto)	1
	Associate Professor I/Director (APAbamo)	1
	Broadcast Production Supervisor (AOCarreno)	1
	Instructor I (PSCaintic: Study Leave, MLC Tambis)	2
	SRS (VGPalermo)	1
	Admin Aide III (Jerry Posas, Anayre, Npiad)	3
	ERA (EYBaños)	1
	SRA (MVQSubere: Study Leave)	1
	Admin Aide III (Msta. Iglesia, ST Nayre)	2
Casual	SRA (KBCaingcoy)	1
	SRA Aide (MFEChavez)	1
	SRA (GAsauro, MFYgana, Jen Posas, EBTapayan, TBaguio, LMalpas, Pagullar, VDindo, Sto. Thomas Inna, JCavero, LMarvin)	9
JO	Science Aide (EGCaña)	1
	Utility (Nlingatong, Rbornias)	2
	Laborers	5
<b>Total</b>		<b>33</b>

MFO/PAPs	Success Indicators	Unit/Persons Responsible	Target (Jan-Dec 2021)	Actual Accomplishment (Jan-June 2021)	Rating				Remark
					Quality	Efficiency	Timeliness	Average	
UFMO 2: Higher Education Services									
UMF03: Higher Education Management Services									
PI 5: Total FTE, coordinated, implemented and monitored	Actual Faculty's FTE	Handled subjects/ courses assigned	50	215.5	5	5	5	5	9.32 (MLCTambis); 12 (MJC Ceniza); 20.5 (NCRC-V staff) 40.6 (NARC) 31.05 (ARI), 102 (Rootcrops); 2.90 (ROD Velarde)
UMFO 3: Research Services									
PI 1: Number of research outputs in the last three (3) years utilized/commercialized by the industry or by other beneficiaries		OVPREI, Research Centers, Colleges, faculty researchers	60	60	5	5	5	5	10 (thru TBI Poject- executed Technology Licensing Agreements) 50 (from centers and units)
PI2: Number of research outputs completed within the year		OVPREI, Research Centers, Colleges, faculty researchers	45	13	4.8	4.9	4.9	4.9	research outputs completion date usually scheduled in December
PI 3: Percentage of research outputs published in internationally-referred or CHED recognized journal within the year* (whole year)		OVPREI, Research Centers, Colleges, faculty researchers	35%	18% (8/45)	5	5	5	5	research outputs publication are expected to be published towards the end of the year
In referred int'l journals									
In referred int'l or regional journals									
PI 4: Number of outputs published in CHED accredited journals/ internationally indexed journal/ books or book chapter		OVPREI, Research Centers, Colleges, VICARP, faculty researchers	20 (whole year)	8	4.9	4.9	4.8	4.87	research outputs publication are expected to be published towards the end of the year
PI 5: Number of outputs presented in scientific fora ( regional/ national/ international/ conferences/ conventions)		OVPREI, Research Centers, Colleges, VICARP, faculty researchers	45	76	5	5	5	5	more on online participation/presentation
International Fora/Conferences									
National Fora/Conferences									
Regional Fora/Conferences									
Local Fora/Conferences				105					



PI 6: Number of research projects conducted and completed on schedule	OVPREI, Research Centers, Colleges, VICARP, faculty researchers	15	5	4.6	5	4.7	4.77	project completion date usually scheduled in December
PI 7: Number of research proposals submitted/endorsed for external funding	OVPREI, Research Centers, Colleges, VICARP, faculty researchers	8	15	5	5	5	5	
PI 8: Number of research proposals reviewed for internal funding		17	17	4.9	4.9	4.9	4.9	
PI 9: Number of research proposals approved for internal funding	OVPREI, Research Director, Commodity Team	4	3	4.8	5	5	4.93	
PI 10: Amount of research money generated from external funding	OVPREI, Research Centers, Colleges, VICARP, faculty researchers	15M (whole year)	34,210,872.20	5	5	5	5	
PI 11: Amount of research money generated from institutional funding	OVPREI, Research Centers, Colleges, VICARP, faculty researchers	20M (whole year)	45,779,153.50	5	5	5	5	23,708,000.00 (GAA) 20,571,153.50 (IP under OP) 1,500,000.00 (ISR)
PI 12: Number of research-related awards/recognitions (faculty, staff and students)	OVPREI, Research Centers, Colleges, VICARP, faculty researchers	6	15	5	5	5	5	10 research papers from different centers & departments won during paper presentation in different conferences online; 2 research and development papers and 3 poster paper won during the 32nd RDE Symposium
Additional Output:								

Number of research proposals approved for external funding	OVPREI, VICARP	4	11					<p>1. Multi-Stakeholders Knowledge Attitude and Practices on Poultry Zoonoses in the Provinces of Leyte and Southern Leyte; 2. Improvement of Production and Post-Harvest Facility Towards GAP or Organic Certification; 3. Food Value Chain Improvement of Vegetables and Tilapia in Region VIII; 4. DOST-PCAARRD-VSU Agri-Aqua Technology Business Incubator Phase 2; 5. Pilot Testing of Portable Vacuum Frying System for Mushroom and Portable Extruder for Rice-based Products in Central Luzon; 6. Exploratory Market Studies of Functional Rice-Based Fermented Products; 7. 1) NCT-Insect Screening 2) NCT-Disease Screening; 8. Enhancement of the Visayas State University Semen laboratory for Boar Semen Cryopreservation; 9. Understanding the Societal Knowledge, Attitude and Practices on Long-Tailed Macaques and their Habitats in Selected Tourist Areas in Mindanao and Leyte Islands; 10. Upgrading of Farm Mechanization Facilities at Visayas State University; Bioactivities and Antimicrobial Properties of Novel Natural Products from Local Crown-of-Thorns (COT) Starfish, Acanthaster PLanci: An Opportunity for new drug</p>
Number of research collaboration/partnerships with LGU, agencies, industry, private individuals, and local entrepreneurs established/maintained	OVPREI, Research Centers, Colleges, VICARP, faculty researchers	12 (whole year)	10		4.8	5	4.9	<p>4.9</p> <p>6 (4-Chamber of Commerce in region VIII; 1-DTI; 1-Baybay Micro SMED Council thru TBI Project) 2 (1 Ilang-Ilang project in partnership with Mayor Gomez, 1 Mabmbao project with Dr. Leo Blanco)</p>



Number of publication approved for VSU publication incentives	OVPREI, VICARP and the University Publication Incentives Committee	-	-					To be implemented in the 4th or 3rd Quarter of the Year
<b>Innovation Services:</b>								
PI 1. Number of research proposals aligned to innovative/emerging technologies	Innovation Office, concerned researchers	3	2	4.7	4.8	4.7	4.73	-Hyperspectral imaging -NICER Center on Precision Agriculture
PI 2. Percentage of research outputs identified by in-house evaluators for IP protection are filed within the year (i.e patents, utility model, copyright, trademark)	Innovation Office , Research Center & Academic Units	At least 50% (4/7) of research outputs for protection	14	4.9	4.7	4.8	4.8	1-utility model; 13-copyright registration
PI 3: Number of technologies filed for IP protection monitored and facilitated (on-going prosecutions)	Innovation Office	47	55	5	5	5	5	21 - Registered IPRs 14 - New IP Filings 20- on-going prosecution (5 patents; 14-UMs; 1-trademark)
P1 4: Number of technology disclosures	Innovation Office/ Concerned faculty/ researchers	At least 50% (4/7)	1	4.6	4.7	4.5	4.6	
PI 5: Number of patent search conducted	Director & Staff	At least 50% (4/7)	1	4.6	4.7	4.5	4.6	
PI 6: Number of researchers assisted in drafting patent claims	Director, staff & concerned researchers	At least 50% (4/7)	2	4.8	4.9	4.7	4.8	
PI 7. Number of IP-related trainings/ seminars organized , facilitated and conducted; and other seminars organized by ODI	OVPREI & Innovation Office	15 (ITSO 2.0 targets)	7	4.6	4.5	4.4	4.5	5- IP Awareness Virtual Seminar (1-rootcrops & 4-external campus); 1- GIS & 1- Rootsystem
Number of faculty/ researchers/ staff attended IP related trainings and seminars (local/national/ international )	Innovation office	As per invitation	137	5	5	5	5	
<b>Additional Outputs:</b>								
Number of technologies endorsed to DOST Region for Issuance of Fairness Opinion Report by the Fairness Opinion Board	Innovation Staf	-	1	4.9	4.9	4.8	4.87	





<b>UMFO 4. Extension Services</b>								
<b>PI 1. Number of active partnership with LGUs, industries, NGOs, NGAs SMEs and other stakeholders as a result of extension activities.</b> - Monitors and consolidates MOAs and MOUs of all VSU partnership and linkages as a result of exxtension.	OVPREI, Research Centers, Department	20	10	4.6	4.5	4.8	4.63	
<b>PI 2. Number of trainees weighted by the length of training:</b>  - Number of trainess weighted by the length of training conducted and coordinated by OVPREI Extension Office funded by GAA	OVPREI	100	189	5	5	5	5	
- Number of trainess weighted by the length of training facilitates, monitors and conslidates on time from different VSU units and centers funded by GAA				5	5	5	5	Due to pandemic, trainings and other extension services are done mostly through online and on-air via Radio program. Hence, higher number of accomplishments due to wider scope
<b>PI 3. Number of Extension Programs organized and supported consistent with VSU mandated and priority programs</b>  - Monitors and consolidates extension programs and projects funded by GAA consistent with VSU mandated and priority programs	Research centers, Departments	35	42	5	5	5	5	
				5	5	5	5	
<b>PI 4. Number of clients assisted in Agri-Fair, walk in clients, training request. Assists/documents/facilitates in the conduct of trainings, In-House Review, and other related activities</b>	OVPREI	15	62	5	4.9	4.9	4.93	
<b>PI 5. Percentage of beneficiaries who rate the training course/s and advisory services satisfactory or higher in terms of quality and relevance</b>	OVPREI	95%	95%	4.9	4.8	5	4.9	



[illegible]

PI 1: Number of In house reviews/ seminars/ training/ convention/ workshops coordinated/ conducted/ attended	OVPREI, Research Centers, Colleges, VICARP	8 (whole year)	10	5	4.9	5	4.97	In House Review this year is conducted in parallel session for research and extension unlike last year wherein review is by center and college; a number of trainings were conducted by each center
PI 2: Number of research projects monitored/ facilitated for review (during the Annual In-House Review)	OVPREI, Research Centers, Colleges	80	62	4.6	4.6	4.7	4.63	
PI 3: Number of R&D programs/ projects monitored	OVPREI, VICARP	100	102	4.6	4.7	4.7	4.67	
<b>Additional Outputs</b>								
A1: Number of research output publication produced/ related technical publication/ manual produced and distributed	OVPREI	5	62	5	5	5	5	17 (TBI output business portfolio) 12 YRRP IECs, 1 coffee Table Book), 32 NARC
A2: Number of clientele served or registered during Farmer's and Fisherfolks Day	OVPREI	1000	800	5	5	5	5	
A3: Number of consolidated, validated and complied data or records	OVPREI	8 (whole year)	552	5	5	5	5	
A4: Number of Physical Reports submitted	OVPREI	4	12	4.8	4.7	4.7	4.73	Physical Reports submitted per quarter by the centers and units under OVPREI
N1: Number of beneficiaries served	OVPREI, VICARP	1000	12000	5	5	5	5	
<b>UMFO 6: General Administration &amp; Support Services</b>								
PI 1. Percent documents acted upon, approved/signed	OVPREI Admin	100%	100%	4.5	4.6	4.6	4.57	refer to te Malou records in-coming/outgoing documents
P1 2. Number of university committess/staff meetings conducted	OVPREI	-	30	4.5	4.5	4.5	4.5	2- publication incentive committee meetings conducted  (pls refer to the log-book notice of meetings signed by Mam Neneng & presided



P1.3 Efficient and customer friendly frontline service	OVPREI Admin	Zero percent complaint from clients served	Zero percent complaint from clients served	5	5	5	5
<b>New Initiatives/Best Practices:</b>							
1. Supervised the implementation of the VSU Internalization project under Innovation pillar (TBI Model) 2. Submitted a project proposal to DA-BAR: Business Incubation Program – Php 12 million 3. Strengthened partnership with DOST 8 - Participated in the Community Empowerment thru Science and Technology (CEST) program - Provide one(1) video presentation to the National Academy for Science and Technology (NAST) – “Effects of COVID 19 in Agriculture Sector” – Dr. JL Bacusmo - Served as Technical Member of the Fairness Opinion Board in Region 8 4. Lead in the preparation of the VSU-LUDIP 5. Organized the PhilRootcrops monthly webinar on Emerging Technologies of Agriculture 6. Spearheading the CATO registration of CASL and Food Testing Lab	Innovation Office						
		100%	100%	4.6	4.7	4.8	4.7
<b>Total Over-all Rating</b>							242.68
<b>Average Rating</b>							4.9
<b>Adjective Rating</b>				<b>Outstanding</b>			
Received by:	Calibrated by:	Recommending Approval:		Approved by:			
 <b>DILBERTO O. FERRAREN</b> Planning Office	 <b>REMBERTO A. PATINDOL</b> PMT Chair	 <b>MARIA JULIET C. CENIZA</b> Vice President of OVPREI		 <b>EDGARDO E. TULIN</b> President			
Date: OCT 12 2021	Date:	Date:		Date:			