

	PI 2: Percentage of graduate students advised who rated the adviser/GAC member at least very satisfactory								
	PI 3: Percentage of graduate school faculty engaged in research work applied in any of the following:								
	a. Pursuing advanced research degree program								
	b. Actively pursuing in the last three years (investigative research, basic and applied scientific research, policy research, social science research)								
	c. Producing technologies for commercialization or livelihood improvement								
	d. whose research work resulted in an extension program								
	Total Points:			Total n				9.50	
UMFO 2.	HIGHER EDUCATION SERVICES								
	OVPI MFO 1. Curriculum Program Management Services								
	PI 1: Total FTE Monitored	All DOE faculty & affiliate Inst.	90.00	97.40	5.0	5.0	5.0	5.0	BS Econ and BSA-AgEcon
	PI 2: Number of undergraduate curricular program compliant to CMO approved and offered	Dept. Head	2	2.00	4.0	4.0	4.0	4.0	
	PI 3: Average percentage passing in licensure exam								
	PI 4: Percentage of first time licensure exam takers who passed the licensure exam								
	PI 5: Number of students who graduated within the prescribed period								
	PI 6: Percentage increase in the number of undergraduate students who graduated within prescribed period								
	PI 7: Percentage of graduates (two years prior) who are employed and/or pursuing graduate studies								
	PI 8: Number of academe/industry linkages established								
	PI 9: Number of thesis/special problems of students:								
	a. Thesis outline/manuscript/ Case studies/ Special Problems/ OJT Narrative reports/Economic Projects/ Portfolios approved	All DOE faculty & affiliate Inst.							
	b. Thesis outline/manuscript/Case Studies/Special Problems/OJT Narrative Reports/Economics Projects/Portfolios approved	All DOE faculty & affiliate Inst.							
	PI 10: Number of student organizations advised/assisted	EFB/MHIB	2	2	4.5	4.5	4.5	4.5	
	PI 11: Number of instructional materials developed/revised								
	a. OBE - compliant syllabi	All DOE faculty & affiliate Inst.	4	8	5.0	5.0	5.0	5.0	
	b. Teaching guides/Student guides/Laboratory Manuals	DOE faculty	4	6	5.0	5.0	5.0	5.0	

	c. Complete sets of teacher-developed audio visual materials (powerpoints, videos, computer games, etc)	DOE faculty	6	6	4.0	4.0	4.0	4.0	
	d. On-line interactive learning resources per subject	MSBB	1	1	4.5	4.5	4.5	4.5	
	PI 12: Number of instruction-related awards								
	Periodic Revision of OBE Syllabi								
	Submission of Student Performance Based on Course Outcomes (CQI Form 6)	MSBB	1	2	5.0	5.0	5.0	5.0	
	Group Consultation of Student Advisees by their academic adviser	DOE faculty	4	6	5.0	5.0	5.0	5.0	
	Number of National Student awards		2	2	4.5	4.5	4.5	4.5	
	Number of honor graduates								
	Total Points				Total n:			46.50	
UMFO 3.	RESEARCH SERVICES								
	PI 1. Number of research proposals submitted	DOE faculty	3	5	5	5	5	5	
	PI 2. Number of research proposals approved	DOE faculty	3	4	4.0	4.0	4.0	4	
	PI 3. Number of research studies conducted	All Faculty	8	10	5.0	5.0	5.0	5	
	PI 4. Number of research projects/studies completed within the year	DOE faculty	6	6	4.0	4.0	4.0	4	
	PI 5. Number of research papers (oral presentation, posters, keynote speaker, plenary speaker) presented in regional/national/ int'l scientific/professional fora and conferences								
	In int'l fora/conferences	MNVS	2	4	5.0	5.0	5.0	5	
	In nat'l fora/conferences	EFB/MNVS	1	2	4.5	4.5	4.5	5	
	In reg'l fora/conferences	EFB/MSBB/MNVS/KJAG	2	4	5.0	5.0	5.0	5.0	
	In institutional fora/conferences	MSBB/MNVS/KJAG	4	6	5.0	5.0	5.0	5.0	
	PI 6. Number of paper submitted for publication in internationally indexed journals								
	PI 7. Number of published papers in peer-reviewed journals								
	In refereed int'l journals	MNVS	1	2	5.0	5.0	5.0	5.0	
	In refereed nat'l journals								
	In refereed reg'l journal								
	In institutional journals	MNVS/LSP/CMHC	6	9	5.0	5.0	5.0	5.0	
	PI 8. Number of patents/Utility Models/copyrights filed and registered								
	PI 9. Amount of research money generated from external funding (Thousand PHP)	MNVS	650,000	1,168,364	5.0	5.0	5.0	5.0	
	PI 10. Amount of research money generated from institutional funding (Thousand PHP)	MNVS	100,000	128,371	5.0	5.0	5.0	5.0	

	PI 11: Number of research outputs in the last three years utilized by the industry or other beneficiaries								
	PI 12: Number of research-related awards (research conducted by faculty or students with faculty)								
	Total Points				Total n:			57.50	
UMFO 4.	EXTENSION SERVICES								
	PI 1: Number of trainees weighted by the length of training	DOE faculty	100	130	4.5	4.5	4.5	4.50	
	PI 2: Number of trainings conducted	DOE faculty	6	10	5	5	5	5.00	
	PI 3: Number of IEC materials/techno-guides developed/used	MSBB/KJAG/BCL/MNVS	4	4	4.0	4.0	4.0	4.00	
	PI 4: Number of beneficiaries served								
	Groups	BMR/MHIB/MNVS	2	6	5.0	5.0	5.0	5.00	
	Individuals	BMR/MHIB/MNVS	50	150	5.0	5.0	5.0	5.00	
	PI 5: Number of technical/expert services provided/rendered								
	Research Mentoring	MSBB	1	1	4.0	4.0	4.0	4.00	
	Peer reviewers/Panelists	MSBB/MNVS/KJAG	2	3	4.5	4.5	4.5	4.50	
	Resource Person	MNVS/MHIB/BMR	4	6	5.0	5.0	5.0	5.00	
	Convenor/Organizer	Faculty	2	2	4.0	4.0	4.0	4.00	
	Consultancy	MNVS	1	1	4.0	4.0	4.0	4.00	
	Evaluator								
	PI 6: Number of extension projects conducted	MNVS/MHIB/BMR	1	2	4.5	4.5	4.5	4.50	
	PI 7: Number of extension proposals submitted	DOE faculty	4	6	5	5	5	5.00	
	PI 8: Number of extension proposal approved	DOE faculty	1	2	4	4	4	4.00	
	PI 9: Amount of extension money generated from external funding (Thousand Php)								
	PI 10: Amount of extension money generated from institutional funding (Thousand Php)	MNVS/BMR/MHIB	40,000	55000.00	5	5	5	5.00	
	PI 11: Percentage of beneficiaries who rated the training course and advisory services as satisfactory or higher in terms of quality and relevance								
	PI 12: Number of extension-related awards (extension conducted by faculty or student and faculty)								
	Total Points				Total n:			63.50	
UMFO 5.	SUPPORT TO OPERATIONS (STO)								
	PI 1: Number of faculty pursuing advanced degree programs	New Faculty	1	2	4.5	4.5	4.5	4.50	

OVPI MFO 2. Faculty Recruiting/Hiring Services								
	PI 2: Number of faculty recruited/aligned with university RSP policy and competency-based HRM		1	1	4.0	4.0	4.0	4.00
OVPI MFO 3. Faculty Evaluation Services								
	PI 3: Number of seminars/trainings/ conventions/workshops organized/ coordinated for the entire university		1	2	4.5	4.5	4.5	4.50
	PI 4: Number of seminars/trainings/conventions/workshops outside the university		10	12	5	5	5	5.00
	PI 5: Percentage of faculty rated by students with at least very satisfactory rating of the subjects evaluated		100%	100%	5	5	5	5.00
	PI 6: Number of college/department - level seminars/trainings/workshops/reviews conducted/attended/facilitated		2	4	4.5	4.5	4.5	4.50
OVPI MFO 4. Program and Institutional Accrediation Services								
	PI 1: Number of degree programs which passed accreditation/evaluation at least level 1	BSEcon	1	1	4	4	4	4.00
	PI 2: Degree program compliant with CHED requirements	BSEcon	1	1	4	4	4	4.00
	PI 2. QMS on faculty recruitment, development							
					Total n:			35.50
UMFO 6.	GENERAL ADMINISTRATION & SUPPORT SERVICES							
	PI 1. Number of Risk Assessment/Review conducted							
	PI 2. Number of risks identified		10	11	4.5	4.5	4.5	5
	PI 3. Number of risks adressed/minimized		10	10	4	4	4	4
	PI 4: Number of legitimate complaints received							
	PI 5: Percentage of complaints indicated in PI 4, if any, addressed within the prescibed period							
	No. of dept. meetings conducted and presided	All faculty & staff	4	6	5	5	5	5.00
	No. of execom meetings attended	MSBB	4	6	5	5	5	5.00
	No. of faculty members mentored	Faculty	1	1	4	4	4	4.00
	No. of faculty members recommended for study leave							
	No. of required documents prepared & submitted (annual, staff devt. Plan, program status report, procurement plan, ISO, etc.)		4	6	4.5	4.5	4.5	4.50

PI 6. ADDITIONAL OUPUTS* (In instruction, research, extension, production, and/or administration not found in the original commitment)									
* The <u>Additional Outputs</u> is considered as one (1) PI only under <u>UMFO 6</u> . Entry (ies) may just be enumerated accordingly.						Total n:		27.00	
Total Points								237.83	
Total No. of Entries:								51	
Total Over-all Rating								237.83	
Average Rating								4.69	
Adjectival Rating								Outstanding	


MSBB - Ma. Salome B. Bulayog, EFB - Ernesto F. Bulayog, RFC - Rufina F. Capuno, MHIB - Maria Hazel I. Bellezas, BMR - Brenda M. Ramoneda, LSP - Lemuel S. Preciados, KJAG - Karl John A. Galvez

MNVS - Moises Neil V. Serino

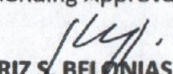
Received by:


DILBERTO G. FERRAREN, PhD
 Planning Officer
 Vice President for Planning, Resource Generation and External Affairs
 Date: _____


Calibrated by:


REMBERTO A. PATINDOL
 Chairman, PMT
 Date: _____

Recommending Approval:


BEATRIZ S. BELONIAS
 Vice Pres. For Instruction
 Date: _____

Approved:


EDGARDO E. TULIN
 University President
 Date: _____